

American Dental Association

ADACommons

Patient Dental Health Education Brochures

Special Collections

1964

Have missing teeth replaced (1964)

American Dental Association

Follow this and additional works at: <https://commons.ada.org/patientbrochures>



Part of the [History of Science, Technology, and Medicine Commons](#), [Periodontics and Periodontology Commons](#), and the [Prosthodontics and Prosthodontology Commons](#)

Recommended Citation

American Dental Association, "Have missing teeth replaced (1964)" (1964). *Patient Dental Health Education Brochures*. 203.

<https://commons.ada.org/patientbrochures/203>

This Book is brought to you for free and open access by the Special Collections at ADACommons. It has been accepted for inclusion in Patient Dental Health Education Brochures by an authorized administrator of ADACommons. For more information, please contact commons@ada.org.



HAVE MISSING TEETH REPLACED



A MARVEL OF ENGINEERING. That is a description of the way your teeth are set in your upper and lower jaws and the way your jaws function in chewing.

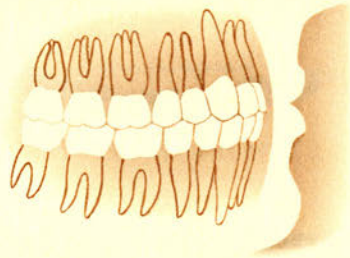
You probably do not think about it that way, but the efficient chewing of food is a very complex operation. It requires that your teeth be in the correct position and that your upper and lower teeth come together properly during chewing.

An engineer builds a bridge with stones that support one another. If one stone is lost from the bridge, the other stones may shift. Eventually the whole bridge will weaken and collapse.

Similarly, each of your teeth depends on your other teeth to keep it in the proper position. Then all the teeth can function as they should.

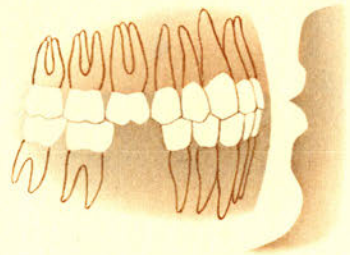
If you lose one of your teeth, the adjacent teeth may tip into the





empty space. The tooth in the opposite jaw may tend to erupt into the empty space.

When one or more teeth are missing, the stresses of chewing are not properly distributed among the remaining teeth. These uneven stresses affect the structures that support the teeth (*bones and gums*), and as a result the teeth may become loosened. As the teeth move out of their proper position, food is more likely to be caught or im-

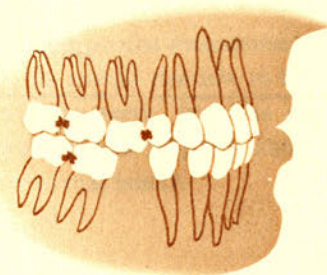
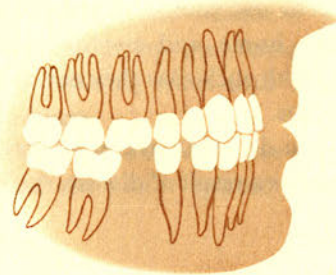


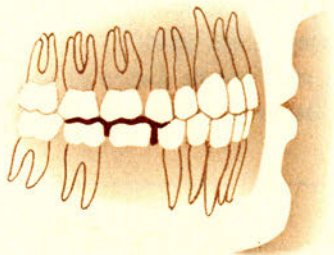
pacted between them. This provides a good home for decay causing bacteria.

A combination of all these factors—impacted food, bacteria, un-

even stresses—results in damage to the bone, infection of the gums and decay of the teeth.

You may not be aware of any difference in your chewing or of





what is happening in your mouth until the more serious problems develop. Because of the loss of one tooth, you may eventually lose many of your other teeth.

It is important for your good health to give your teeth and gums proper home and professional care. With such care they can last a lifetime.

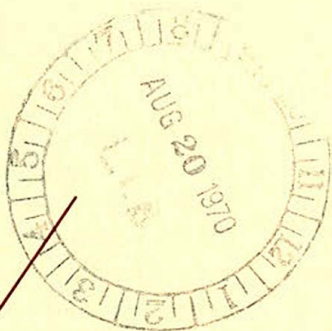
If you do lose a tooth by accident or as a result of disease, there

is something you can and should do to protect your dental health. You can have your dentist replace the missing tooth with an artificial one. This will enable you once again to chew efficiently. Also, it will protect the health of your other teeth by preventing them from moving from their normal positions.

Most persons will have a missing front tooth replaced because

their appearance is affected by the loss of the tooth. But replacing back teeth—those other people cannot see—is even more important, as it will assure you of having a healthier, more comfortable and attractive mouth.

When your dentist recommends a bridge or partial denture to replace missing teeth, he does so because he wants to help you maintain your dental health.



AMERICAN DENTAL ASSOCIATION

211 EAST CHICAGO AVENUE • CHICAGO, ILLINOIS 60611